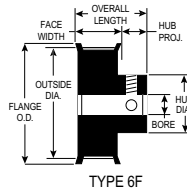


ALUMINUM WITH CLEAR ANODIZE (RoHS compliant)

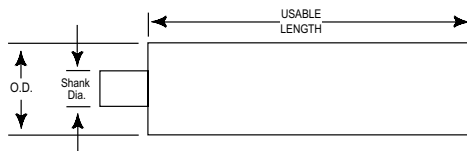
FOR BELTS UP TO 1/2" WIDE



PART NUMBER	NO. OF GROOVES	PITCH DIA.	OUTSIDE DIA.	FLANGE O.D.	TYPE	BORE (+.001 / -.000)	FACE WIDTH	OVERALL LENGTH	HUB PROJ.	HUB DIA.	SET SCREWS (2@90°)
10L050-1A X 3/8	10	1.194	1.164	1 7/16	6F	.3750	3/4	1 1/8	3/8	13/16	10-32
10L050-1A X 1/2	10	1.194	1.164	1 7/16	6F	.5000	3/4	1 1/8	3/8	13/16	1/4-20
11L050-1A X 3/8	11	1.313	1.283	1 17/32	6F	.3750	3/4	1 1/8	3/8	15/16	10-32
11L050-1A X 1/2	11	1.313	1.283	1 17/32	6F	.5000	3/4	1 1/8	3/8	15/16	1/4-20
12L050-1A X 3/8	12	1.432	1.402	1 21/32	6F	.3750	3/4	1 1/4	1/2	1 1/16	10-32
12L050-1A X 1/2	12	1.432	1.402	1 21/32	6F	.5000	3/4	1 1/4	1/2	1 1/16	1/4-20
13L050-1A X 3/8	13	1.552	1.522	1 25/32	6F	.3750	3/4	1 1/4	1/2	1 1/8	10-32
13L050-1A X 1/2	13	1.552	1.522	1 25/32	6F	.5000	3/4	1 1/4	1/2	1 1/8	1/4-20
14L050-1A X 3/8	14	1.671	1.641	1 29/32	6F	.3750	3/4	1 1/4	1/2	1 1/8	10-32
14L050-1A X 1/2	14	1.671	1.641	1 29/32	6F	.5000	3/4	1 1/4	1/2	1 1/8	1/4-20
15L050-1A X 3/8	15	1.790	1.760	2 1/32	6F	.3750	3/4	1 1/4	1/2	1 1/4	10-32
15L050-1A X 1/2	15	1.790	1.760	2 1/32	6F	.5000	3/4	1 1/4	1/2	1 1/4	1/4-20
16L050-1A X 1/2	16	1.910	1.880	2 1/8	6F	.5000	3/4	1 3/8	5/8	1 7/16	1/4-20
16L050-1A X 5/8	16	1.910	1.880	2 1/8	6F	.6250	3/4	1 3/8	5/8	1 7/16	1/4-20
17L050-1A X 1/2	17	2.029	1.999	2 1/4	6F	.5000	3/4	1 3/8	5/8	1 1/2	1/4-20
17L050-1A X 5/8	17	2.029	1.999	2 1/4	6F	.6250	3/4	1 3/8	5/8	1 1/2	1/4-20
18L050-1A X 1/2	18	2.149	2.119	2 3/8	6F	.5000	3/4	1 3/8	5/8	1 5/8	1/4-20
18L050-1A X 5/8	18	2.149	2.119	2 3/8	6F	.6250	3/4	1 3/8	5/8	1 5/8	1/4-20
19L050-1A X 1/2	19	2.268	2.238	2 1/2	6F	.5000	3/4	1 3/8	5/8	1 11/16	1/4-20
19L050-1A X 5/8	19	2.268	2.238	2 1/2	6F	.6250	3/4	1 3/8	5/8	1 11/16	1/4-20
20L050-1A X 1/2	20	2.387	2.357	2 5/8	6F	.5000	3/4	1 3/8	5/8	1 11/16	1/4-20
20L050-1A X 5/8	20	2.387	2.357	2 5/8	6F	.6250	3/4	1 3/8	5/8	1 11/16	1/4-20
21L050-1A X 1/2	21	2.507	2.477	2 3/4	6F	.5000	3/4	1 1/2	3/4	1 7/8	1/4-20
21L050-1A X 5/8	21	2.507	2.477	2 3/4	6F	.6250	3/4	1 1/2	3/4	1 7/8	1/4-20
22L050-1A X 1/2	22	2.626	2.596	2 7/8	6F	.5000	3/4	1 1/2	3/4	2	1/4-20
22L050-1A X 5/8	22	2.626	2.596	2 7/8	6F	.6250	3/4	1 1/2	3/4	2	1/4-20
24L050-1A X 1/2	24	2.865	2.835	3 3/32	6F	.5000	3/4	1 1/2	3/4	2 1/4	1/4-20
24L050-1A X 5/8	24	2.865	2.835	3 3/32	6F	.6250	3/4	1 1/2	3/4	2 1/4	1/4-20

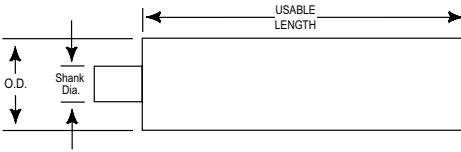


ALUMINUM (RoHS compliant)



PART NUMBER	NO. OF GROOVES	PITCH DIA.	OUTSIDE DIA.	SHANK DIA.	USEABLE LENGTH	PART NUMBER	NO. OF GROOVES	PITCH DIA.	OUTSIDE DIA.	SHANK DIA.	USEABLE LENGTH
10L-P-8A	10	1.194	1.164	3/4	8"	12L-P-12A	12	1.432	1.402	1	12"
11L-P-8A	11	1.313	1.283	3/4	8"	14L-P-12A	14	1.671	1.641	1	12"
12L-P-8A	12	1.432	1.402	1	8"	15L-P-12A	15	1.790	1.760	1	12"
13L-P-8A	13	1.552	1.522	1	8"	16L-P-12A	16	1.910	1.880	1	12"
14L-P-8A	14	1.671	1.641	1	8"	18L-P-12A	18	2.149	2.119	1	12"
15L-P-8A	15	1.790	1.760	1	8"	20L-P-12A	20	2.387	2.357	1	12"
16L-P-8A	16	1.910	1.880	1	8"	21L-P-12A	21	2.507	2.477	1	12"
17L-P-8A	17	2.029	1.999	1	8"	22L-P-12A	22	2.626	2.596	1	12"
18L-P-8A	18	2.149	2.119	1	8"	24L-P-12A	24	2.865	2.835	1	12"
19L-P-8A	19	2.268	2.238	1	8"	28L-P-12A	28	3.342	3.312	1	12"
20L-P-8A	20	2.387	2.357	1	8"	30L-P-12A	30	3.581	3.551	1	12"
21L-P-8A	21	2.507	2.477	1	8"	32L-P-12A	32	3.820	3.790	1	12"
22L-P-8A	22	2.626	2.596	1	8"	36L-P-12A	36	4.297	4.267	1	12"
24L-P-8A	24	2.865	2.835	1	8"						
26L-P-8A	26	3.104	3.074	1	8"						
28L-P-8A	28	3.342	3.312	1	8"						
30L-P-8A	30	3.581	3.551	1	8"						
32L-P-8A	32	3.820	3.790	1	8"						
36L-P-8A	36	4.297	4.267	1	8"						
40L-P-10A	40	4.775	4.745	1	10"						
42L-P-10A	42	5.013	4.983	1	10"						
44L-P-10A	44	5.252	5.222	1	10"						
48L-P-10A	48	5.730	5.700	1	10"						

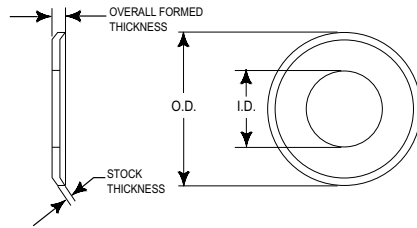

STEEL (RoHS compliant)



PART NUMBER	NO. OF GROOVES	PITCH DIA.	OUTSIDE DIA.	SHANK DIA.	USEABLE LENGTH
10L-P-8S	10	1.194	1.164	3/4	8"
11L-P-8S	11	1.313	1.283	3/4	8"
12L-P-8S	12	1.432	1.402	1	8"
13L-P-8S	13	1.552	1.522	1	8"
14L-P-8S	14	1.671	1.641	1	8"
15L-P-8S	15	1.790	1.760	1	8"
16L-P-8S	16	1.910	1.880	1	8"
17L-P-8S	17	2.029	1.999	1	8"
18L-P-8S	18	2.149	2.119	1	8"
19L-P-8S	19	2.268	2.238	1	8"
20L-P-8S	20	2.387	2.357	1	8"
21L-P-8S	21	2.507	2.477	1	8"
22L-P-8S	22	2.626	2.596	1	8"
24L-P-8S	24	2.865	2.835	1	8"
26L-P-8S	26	3.104	3.074	1	8"
28L-P-8S	28	3.342	3.312	1	8"
30L-P-8S	30	3.581	3.551	1	8"
32L-P-8S	32	3.820	3.790	1	8"
36L-P-8S	36	4.297	4.267	1	8"
12L-P-12S	12	1.432	1.402	1	12"
14L-P-12S	14	1.671	1.641	1	12"
15L-P-12S	15	1.790	1.760	1	12"
16L-P-12S	16	1.910	1.880	1	12"
18L-P-12S	18	2.149	2.119	1	12"
20L-P-12S	20	2.387	2.357	1	12"
21L-P-12S	21	2.507	2.477	1	12"
22L-P-12S	22	2.626	2.596	1	12"
24L-P-12S	24	2.865	2.835	1	12"
28L-P-12S	28	3.342	3.312	1	12"
30L-P-12S	30	3.581	3.551	1	12"
32L-P-12S	32	3.820	3.790	1	12"
36L-P-12S	36	4.297	4.267	1	12"


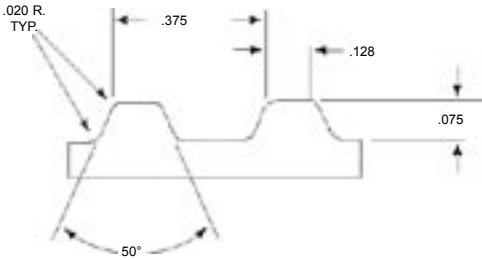


ALUMINUM (RoHS compliant)



PART NUMBER	INSIDE DIA.	OUTSIDE DIA.	STOCK THICKNESS	OVERALL FORMED THICKNESS
10L-F4A	.976	1 7/16	.055	.090
11L-F4A	1.101	1 17/32	.055	.090
12L-F4A	1.226	1 21/32	.055	.090
13L-F4A	1.276	1 25/32	.055	.090
14L-F4A	1.401	1 29/32	.055	.090
15L-F4A	1.521	2 1/32	.055	.090
16L-F4A	1.578	2 1/8	.055	.090
17L-F4A	1.701	2 1/4	.055	.090
18L-F4A	1.824	2 3/8	.055	.090
19L-F4A	1.910	2 1/2	.055	.090
20L-F4A	2.035	2 5/8	.055	.090
21L-F4A	2.155	2 3/4	.055	.090
22L-F4A	2.241	2 7/8	.055	.090
24L-F4A	2.375	3 3/32	.055	.090

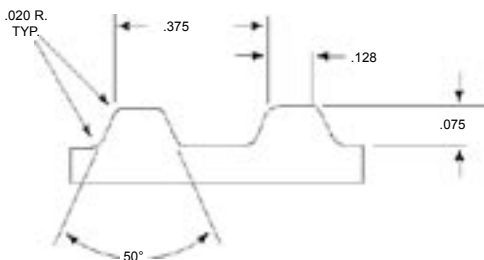
BLACK NEOPRENE, FIBERGLASS CORD (RoHS compliant)



BELT NUMBER	1/2"	WIDTHS 3/4"	1"	PITCH LENGTH	NUMBER OF TEETH
97L	050	075	100	9.75	26
108L	050	075	100	10.88	29
124L	050	075	100	12.38	33
131L	050	075	100	13.13	35
135L	050	075	100	13.50	36
150L	050	075	100	15.00	40
153L	050	075	100	15.38	41
157L	050	075	100	15.75	42
165L	050	075	100	16.50	44
168L	050	075	100	16.88	45
172L	050	075	100	17.25	46
176L	050	075	100	17.63	47
187L	050	075	100	18.75	50
195L	050	075	100	19.50	52
198L	050	075	100	19.88	53
202L	050	075	100	20.25	54
210L	050	075	100	21.00	56
217L	050	075	100	21.75	58
225L	050	075	100	22.50	60
232L	050	075	100	23.25	62
236L	050	075	100	23.63	63
240L	050	075	100	24.00	64
243L	050	075	100	24.38	65
247L	050	075	100	24.75	66
251L	050	075	100	25.13	67
255L	050	075	100	25.50	68
258L	050	075	100	25.88	69
262L	050	075	100	26.25	70
270L	050	075	100	27.00	72
277L	050	075	100	27.75	74
285L	050	075	100	28.50	76
300L	050	075	100	30.00	80
307L	050	075	100	30.75	82
315L	050	075	100	31.50	84


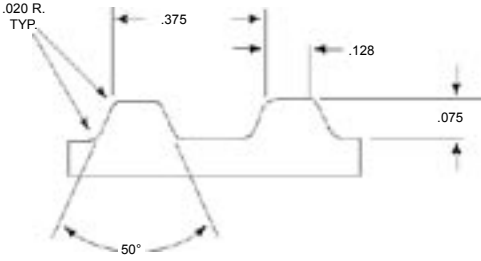


BLACK NEOPRENE, FIBERGLASS CORD (RoHS compliant)



BELT NUMBER	1/2"	WIDTHS 3/4"	1"	PITCH LENGTH	NUMBER OF TEETH
318L	050	075	100	31.88	85
322L	050	075	100	32.25	86
333L	050	075	100	33.38	89
337L	050	075	100	33.75	90
345L	050	075	100	34.50	92
352L	050	075	100	35.25	94
360L	050	075	100	36.00	96
367L	050	075	100	36.75	98
375L	050	075	100	37.50	100
390L	050	075	100	39.00	104
393L	050	075	100	39.38	105
405L	050	075	100	40.50	108
420L	050	075	100	42.00	112
427L	050	075	100	42.75	114
435L	050	075	100	43.50	116
438L	050	075	100	43.88	117
446L	050	075	100	44.63	119
450L	050	075	100	45.00	120
461L	050	075	100	46.13	123
465L	050	075	100	46.50	124
480L	050	075	100	48.00	128
510L	050	075	100	51.00	136
525L	050	075	100	52.50	140
540L	050	075	100	54.00	144
547L	050	075	100	54.75	146
566L	050	075	100	56.63	151
570L	050	075	100	57.00	152
577L	050	075	100	57.75	154
581L	050	075	100	58.13	155
600L	050	075	100	60.00	160
630L	050	075	100	63.00	168
660L	050	075	100	66.00	176
720L	050	075	100	72.00	192
727L	050	075	100	72.75	194

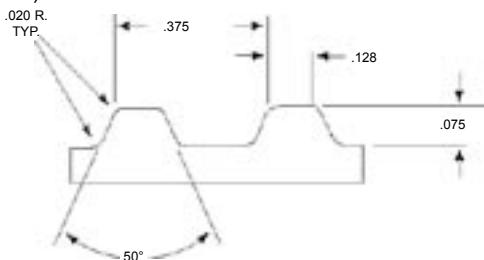
BLACK NEOPRENE, FIBERGLASS CORD (RoHS compliant)



BELT NUMBER	1/2"	WIDTHS 3/4"	1"	PITCH LENGTH	NUMBER OF TEETH
731L	050	075	100	73.13	195
817L	050	075	100	81.75	218
862L	050	075	100	86.25	230
900L	050	075	100	90.00	240
915L	050	075	100	91.50	244
945L	050	075	100	94.50	252
1102L	050	075	100	110.25	294
1275L	050	075	100	127.50	340

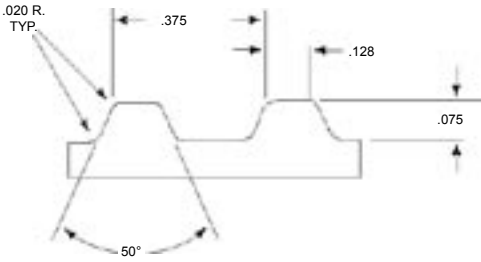


URETHANE, POLYESTER CORD (RoHS compliant)



BELT NUMBER	1/2"	WIDTHS 3/4"	1"	PITCH LENGTH	NUMBER OF TEETH
124L-P	050	075	100	12.375	33
150L-P	050	075	100	15.000	40
165L-P	050	075	100	16.500	44
187L-P	050	075	100	18.750	50
210L-P	050	075	100	21.000	56
225L-P	050	075	100	22.500	60
240L-P	050	075	100	24.000	64
243L-P	050	075	100	24.375	65
300L-P	050	075	100	30.000	80
315L-P	050	075	100	31.500	84
390L-P	050	075	100	39.000	104
420L-P	050	075	100	42.000	112
450L-P	050	075	100	45.000	120
480L-P	050	075	100	48.000	128
547L-P	050	075	100	54.750	146
918L-P	050	075	100	91.875	245

URETHANE, KEVLAR CORD (RoHS compliant)

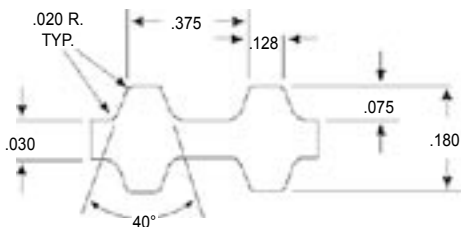



BELT NUMBER	1/2"	WIDTHS 3/4"	1"	PITCH LENGTH	NUMBER OF TEETH
124L-K	050	075	100	12.375	33
150L-K	050	075	100	15.000	40
165L-K	050	075	100	16.500	44
187L-K	050	075	100	18.750	50
210L-K	050	075	100	21.000	56
225L-K	050	075	100	22.500	60
240L-K	050	075	100	24.000	64
243L-K	050	075	100	24.375	65
300L-K	050	075	100	30.000	80
315L-K	050	075	100	31.500	84
390L-K	050	075	100	39.000	104
420L-K	050	075	100	42.000	112
450L-K	050	075	100	45.000	120
480L-K	050	075	100	48.000	128
547L-K	050	075	100	54.750	146
918L-K	050	075	100	91.875	245




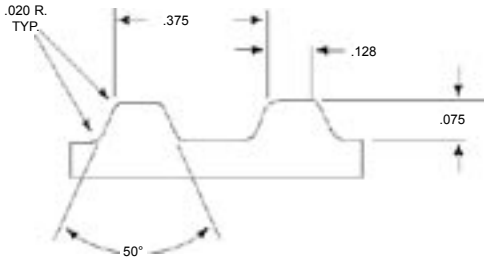
NEOPRENE, FIBERGLASS CORD (RoHS compliant)

TWIN POWER



BELT NUMBER	1/2"	WIDTHS 3/4"	1"	PITCH LENGTH	NUMBER OF TEETH
TP150L	050	075	100	15.00	40
TP187L	050	075	100	18.75	50
TP210L	050	075	100	21.00	56
TP225L	050	075	100	22.50	60
TP240L	050	075	100	24.00	64
TP255L	050	075	100	25.50	68
TP270L	050	075	100	27.00	72
TP285L	050	075	100	28.50	76
TP300L	050	075	100	30.00	80
TP322L	050	075	100	32.25	86
TP345L	050	075	100	34.50	92
TP367L	050	075	100	36.75	98
TP390L	050	075	100	39.00	104
TP420L	050	075	100	42.00	112
TP450L	050	075	100	45.00	120
TP480L	050	075	100	48.00	128
TP510L	050	075	100	51.00	136
TP540L	050	075	100	54.00	144
TP600L	050	075	100	60.00	160
TP660L	050	075	100	66.00	176

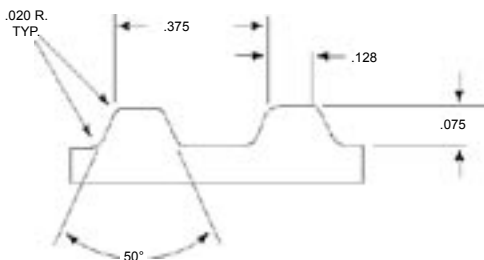
TRUMOTION, EPDM, FIBERGLASS CORD (RoHS compliant)



BELT NUMBER	1/2"	WIDTHS 3/4"	1"	PITCH LENGTH	NUMBER OF TEETH
TM-360L	050	075	100	36.00	96
TM-367L	050	075	100	36.75	98
TM-375L	050	075	100	37.50	100
TM-390L	050	075	100	39.00	104
TM-393L	050	075	100	39.38	105
TM-405L	050	075	100	40.50	108
TM-420L	050	075	100	42.00	112
TM-427L	050	075	100	42.75	114
TM-435L	050	075	100	43.50	116
TM-438L	050	075	100	43.88	117
TM-446L	050	075	100	44.63	119
TM-450L	050	075	100	45.00	120
TM-461L	050	075	100	46.13	123
TM-465L	050	075	100	46.50	124
TM-480L	050	075	100	48.00	128
TM-510L	050	075	100	51.00	136
TM-525L	050	075	100	52.50	140
TM-540L	050	075	100	54.00	144
TM-547L	050	075	100	54.75	146
TM-566L	050	075	100	56.63	151
TM-570L	050	075	100	57.00	152
TM-577L	050	075	100	57.75	154
TM-581L	050	075	100	58.13	155
TM-600L	050	075	100	60.00	160
TM-630L	050	075	100	63.00	168
TM-660L	050	075	100	66.00	176
TM-720L	050	075	100	72.00	192
TM-727L	050	075	100	72.75	194



TRUMOTION, EPDM, FIBERGLASS CORD (RoHS compliant)



BELT NUMBER	1/2"	WIDTHS 3/4"	1"	PITCH LENGTH	NUMBER OF TEETH
TM-731L	050	075	100	73.13	195
TM-817L	050	075	100	81.75	218
TM-862L	050	075	100	86.25	230
TM-900L	050	075	100	90.00	240
TM-915L	050	075	100	91.50	244
TM-945L	050	075	100	94.50	252
TM-1102L	050	075	100	110.25	294
TM-1275L	050	075	100	127.50	340