


YORK

INDUSTRIES

ISO-9001:2000



TIMING PULLEYS

TIMING PULLEY STOCK

TIMING BELTS

FLANGES

STOCK &

SPECIALS

303 NASSAU BLVD., GARDEN CITY PARK, NY 11040
tel:1 800 354 8466 fax:1 800 354 8485
e-mail: support@york-ind.com web: www.york-ind.com

55 years of manufacturing achievement:



IBM, Charlotte

York received 4 Quality Awards in 4 years

IBM, Endicott

York received 2 Quality Awards in 2 years

Xerox Corp.

York received Multinational Quality Award

– three consecutive years


J.I.T. – Just-In-Time delivery.

S.P.C. – Statistical Process Control.

E.D.I. – Electronic Data Interface – in place.

Mechanical Assemblies:

York offers single source responsibility for Drive Assemblies where gears and timing pulleys are the cost driven components, from 4-piece to 100-piece Assemblies, which include clutches, motors, brakes, sheet metal, shafts and stampings.



Upon Your Request: E.S.I. Early Supplier Involvement – Cost reduction at the design level with our OEM's – not after the product is finalized and to market.

Bar Code Labels are also available at your request.

Single Source: (A). For injection molded and machined timing pulleys and gears.

B). If a customer has mid-range quantities, we can quote both machined-to-print and injection molded for cost analysis.





Prototypes: One piece or production quantities. We can prototype in a machined-to-print material – steel, aluminum, brass – until the design is firm and functional, then hard tool for injection molded parts.

No multiple sources required. Prototypes are often available in 5 to 15 working days.

Second Source: Would you like an alternate source for a competitor's catalog part number? Call or fax us with that part number and the quantity for quote. We may very well have the part in stock.



Using this catalog:

This catalog is divided by pitch, and specific items such as: pulleys, pulley stock, flanges and belts are arranged within their pitch divisions.

On each page we've indicated the item name and pitch; the material (and finish where applicable); range of use; a photo of the item; engineering diagrams; and a chart listing the part number and specific dimensions of each item in stock.

The last section, Engineering Pages, includes our tolerances as well as standard specifications for pulleys, pulley stock, flanges and belts.

Thank you for choosing York Industries, the experts in small synchronous drives.

TABLE OF CONTENTS

2MM GT

Pulleys	6mm wide	9
	9mm wide	10
Pulley stock		11–12
Flanges		13
Belts		14–16

3MM GT

Pulleys	9mm wide	17
	15mm wide	18
Pulley stock		19–20
Flanges		21
Belts		22–23

.080 PITCH

Pulleys	1/4 wide	25
	3/8 wide	26
Pulley stock		27–28
Flanges		29
Belts: neoprene		30–31
Belts: urethane/polyester		32–33
Belts: urethane/kevlar		34–35

.0816 (40 DP)

Pulleys	3/16 wide	37–39
	5/16 wide	40–43
Pulley stock		44–45
Flanges		46
Belts: urethane/polyester		47–48
Belts: urethane/kevlar		49–50

3MM HTD

Pulleys	6mm wide	51
	9mm wide	52
	15mm wide	53
Pulley stock: aluminum		54, 55
Pulley stock: steel		56, 57
Flanges: aluminum		58
Flanges: steel		59
Belts: neoprene		60–62

5MM HTD

Pulleys	9mm wide	63
	15mm wide	64
Pulley stock: aluminum		65–65
Pulley stock: steel		67–68
Flanges: aluminum		69
Flanges: steel		70
Belts: neoprene		71–72

1/5 PITCH

Pulleys	1/4 wide	73
	3/8 wide alum.	74-77, 80
	3/8 wide steel	78-79, 81
Pulley stock: aluminum		82, 84
Pulley stock: steel		83, 85
Flanges: aluminum		86
Flanges: steel		87
Belts: neoprene		88–90
Belts: urethane/polyester		91
Belts: urethane/kevlar		92
Belts: twin power neoprene		93

3/8 PITCH

Pulleys	1/2 wide	95
Pulley stock: aluminum		96
Pulley stock: steel		97
Flanges: aluminum		98
Belts: neoprene		99–100
Belts: urethane/polyester		101
Belts: urethane/kevlar		102
Belts: twin power neoprene		103

ENGINEERING PAGES

York specifications	E2–E8
RMA Engineering Data	E9–E33
Timing Pulley design form	E34–E37
Terms and conditions	E38

TENSIONERS

Specifications & Engineering Data	T1
-----------------------------------	----

SPACERS

Mounting Your Tensioner With Spacers	T40
--------------------------------------	-----

PowerGrip® GT Pulleys and Belts in stock at YORK.

The Gates Rubber Company has developed a synchronous belt for applications where accuracy is critical; computer printers, plotters, postage handling equipment, data storage equipment, robotics equipment, medical diagnostic equipment and more.

The PowerGrip GT lasts longer and handles bigger loads, with flawless accuracy and less noise and vibration.

YORK is committed to produce the GT line in 2MM pitch in its world class manufacturing facility in a variety of materials (aluminum, steel & injection molded plastic). Please call us to find out how you can benefit from this new power transmission technology.


The PowerGrip GT drive system is built better.

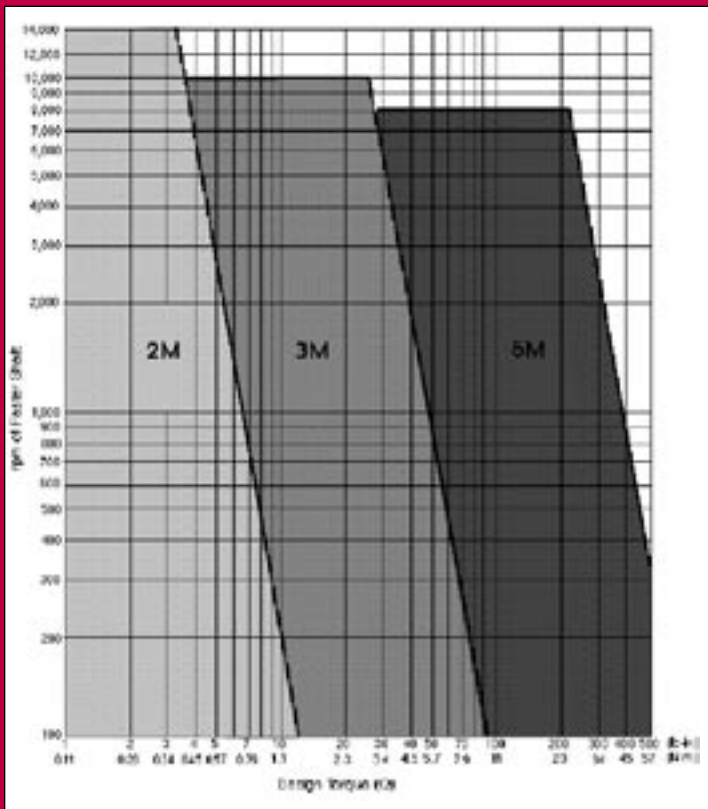
PowerGrip GT belts and pulleys offer:

- Increased and more uniform tooth flank contact for up to 50% greater load carrying capacity over HTD[®] and trapezoidal timing belt drives.

- Minimal clearance and improved tooth design ensure excellent registration and ratcheting resistance.
- Bottom tooth contact design provides better cord support and ensures more uniform belt tooth wear.

- Excellent entry and exit qualities also minimize tooth wear, noise and vibration.





Belt Pitch Selection Guide

Design Torque = T x SF

Where: T = Torque load
SF = Service factor

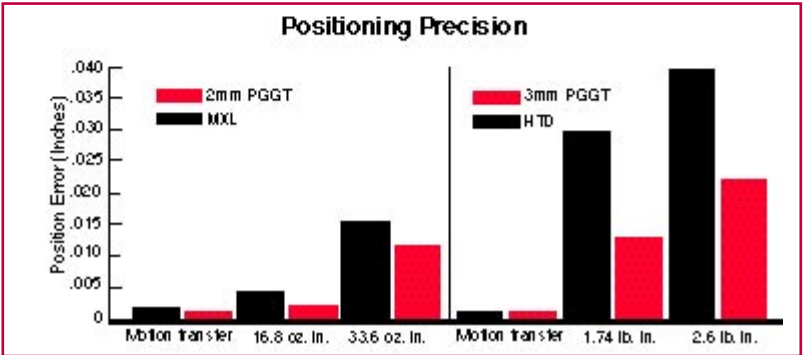
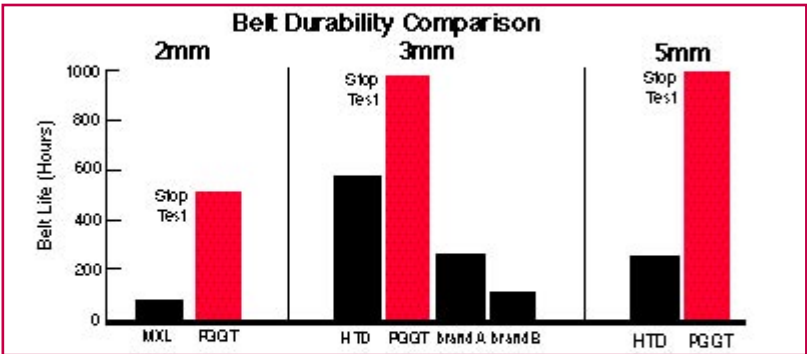
Torque (pound inches) = $\frac{63025 (hp)}{rpm}$

Where: hp = horsepower load
rpm = Revolutions per minute

York Industries has been in business for over 50 years; we machine to print, and injection mold under one roof, for single source responsibility; we supply parts from stock or specials in quantities from one to one hundred thousand pieces.

We provide “Just In Time” delivery, “Statistical Process Control,” and “Early Supplier Involvement.”

For critical delivery situations, we also offer special ‘Rush’ manufacturing and delivery. Together with J.I.T., S.P.C. and E.S.I.—we have what you need.



The PowerGrip GT belt has been tested against the competition, under equivalent conditions, at speeds up to 9,000 RPM. It outlasted the competition more than two to one. Strong Fiberglass tensile cords wrapped in a durable neoprene body give it flexibility and increased service life. A deep tooth profile provides superior load carrying strength and greatly reduces ratcheting.

Some of the many applications of the PowerGrip GT:

- ◆ office equipment
- ◆ copiers
- ◆ printers
- ◆ plotters
- ◆ automated teller machines
- ◆ data storage equipment
- ◆ ticket dispensers
- ◆ medical diagnostic equipment
- ◆ money handling equipment
- ◆ postage handling equipment
- ◆ vending equipment
- ◆ DC stepper/servo applications
- ◆ machine tools
- ◆ hand power tools
- ◆ floor care equipment
- ◆ robotics equipment
- ◆ sewing machines
- ◆ vacuum cleaners
- ◆ food processors
- ◆ centrifuges